




Residence Heating Systems

South Residence

South Residence has a forced air hot water type heating system. The students do not have control over the temperature of the heating water. They can control the temperature by setting the thermostat and keeping the fan speed control knob in the “auto” position. If they want the fan to run all the time, it should be in the manual position. In this position, the fan runs continuously in low speed and the thermostat is disabled. In the “auto” position, the thermostat controls the fan and not the water; there is always heating water going through the coil.

It is important that the area around the convector be kept clear at all times. The system relies on natural convection and anything in the path of the air entering or leaving the convector can seriously reduce the heating capacity.

Leaving windows open will cause pipes to freeze. Please ensure all windows are closed.

South Residence	
 	
<p>Do not block the heater in your room with furniture, clothing, bedding, or any other belongings. The heater is located along the wall in your room, typically above/below a window – see a South Alcove room (pictured above, left) and a South Paper room (pictured above, right). Leave minimum 6 inches clearance between the heater and your belongings/furniture.</p>	